

Coronavirus: free to read

Coronavirus

Coronavirus tracked: the latest figures as the pandemic spreads | Free to read

The countries affected, the number of deaths and the economic impact

Steven Bernard, Cale Tilford, John Burn-Murdoch and Keith Fray YESTERDAY

The humanitarian costs of the coronavirus outbreak continue to mount, with more than 765,000 people infected globally. The number of people confirmed to have died having the virus has now surpassed 36,800.

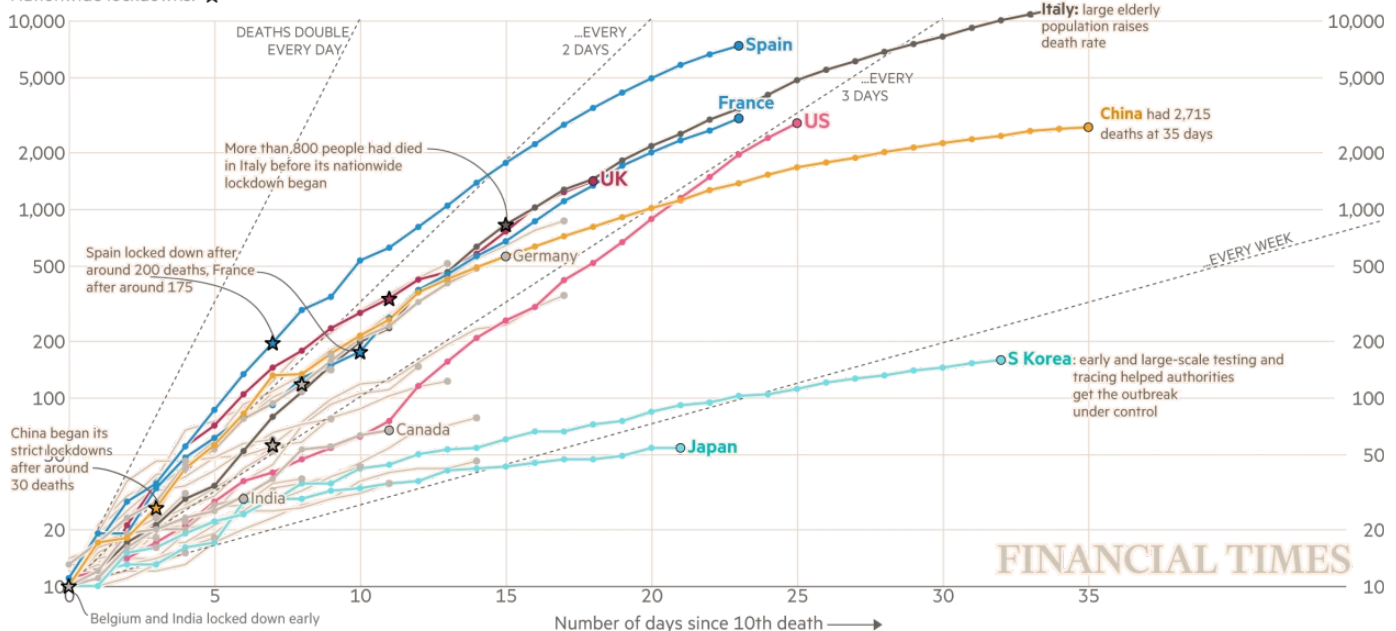
The virus's proliferation has been [declared a pandemic](#) by the World Health Organization, meaning it is spreading rapidly in different parts of the world. More than 190 countries have confirmed cases so far.

The epicentre of the coronavirus is now Europe, with the largest number of confirmed cases in Italy, and death tolls growing more quickly in Italy, Spain, the UK and US than they did in China at the same stage of the outbreak.

Coronavirus deaths in Italy, Spain and the US are increasing more rapidly than they did in China

Cumulative number of deaths, by number of days since 10th death

Nationwide lockdowns: ★



FT graphic: John Burn-Murdoch / @jburnmurdoch
Source: FT analysis of Johns Hopkins University, CSSE; Worldometers; FT research. Data updated March 30, 19:00 GMT
© FT

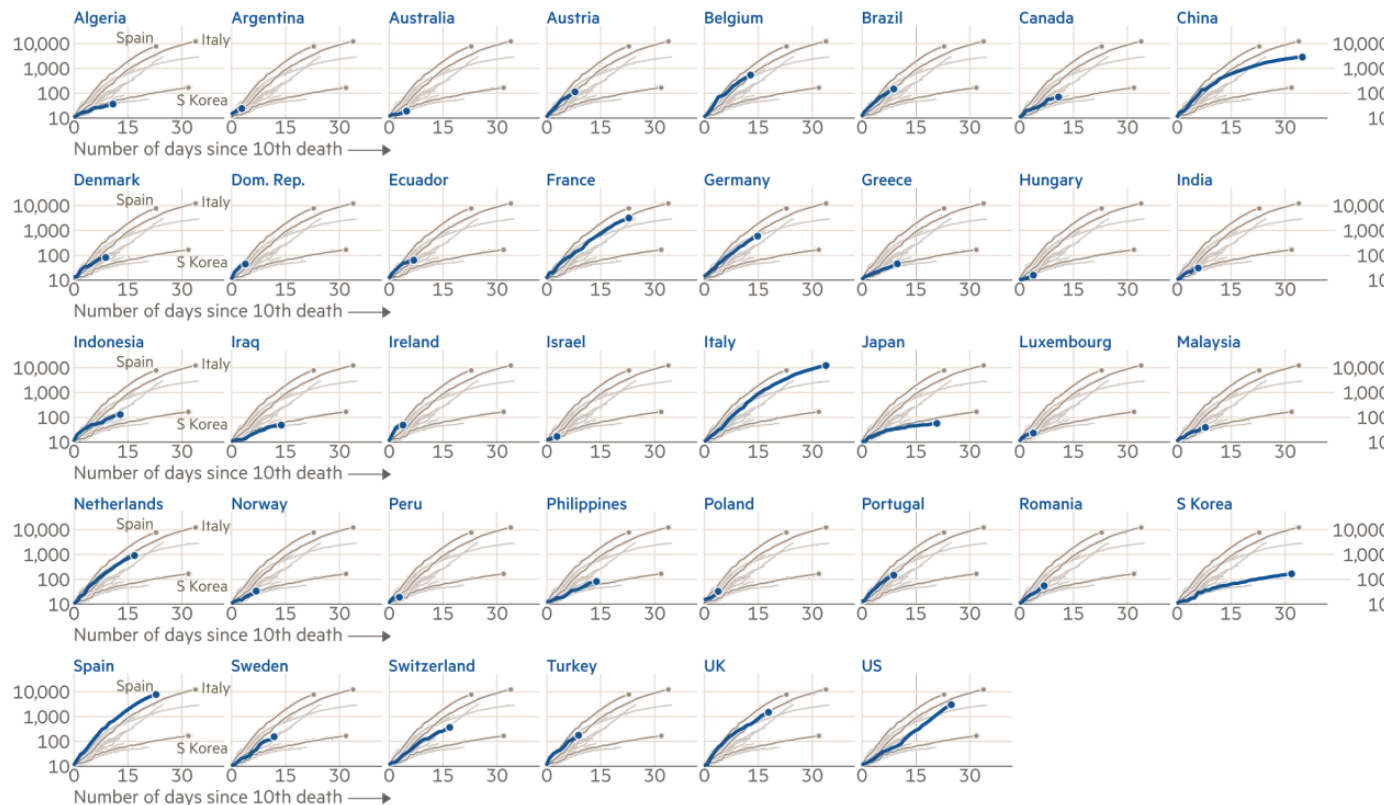
Read more of the FT's coverage of the coronavirus outbreak

- [How dangerous is the coronavirus and how does it spread?](#)
- [How Singapore waged war on coronavirus](#)
- [Scientists hopeful warmer weather can slow spread of coronavirus](#)

Dozens of countries now have double-digit deaths from coronavirus — mostly in Europe — and many are tracing the same paths as the current epicentres.

More than 30 countries now have at least 10 deaths

Cumulative number of deaths, by number of days since 10th death



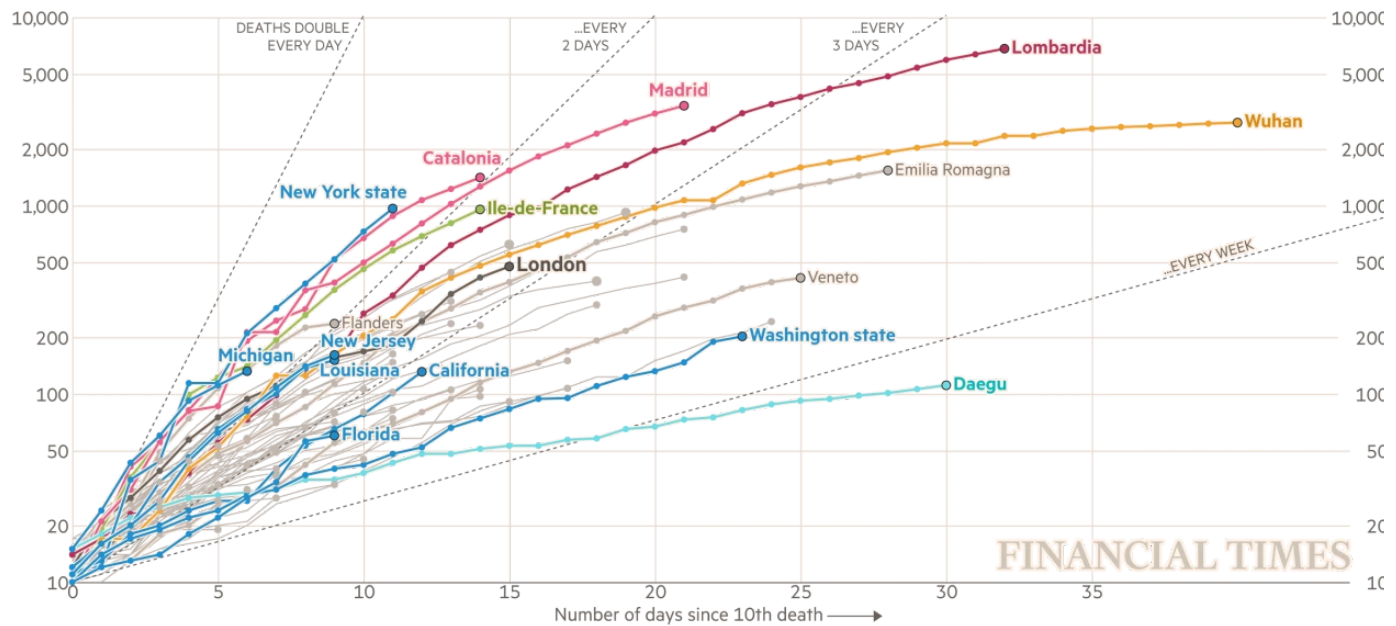
FT graphic: John Burn-Murdoch / @jburnmurdoch, inspired by Philippe Straforelli
Source: FT analysis of Johns Hopkins University, CSSE; Worldometers; FT research. Data updated March 30, 19:00 GMT
© FT

In many countries one or a small number of regions have borne the brunt of the virus. Lombardia has eclipsed Wuhan as the most badly affected region in the world, and in Spain Madrid and Catalonia could soon surpass even that.

New York, Catalonia and Madrid could pass Lombardia as the worst affected subnational regions

Cumulative number of deaths, by number of days since 10th death

Showing US states and selected subnational regions in Italy, Spain, China, France, S Korea and UK



FT graphic: John Burn-Murdoch / @jburnmurdoch
Sources: NHS; Covid Tracking Project; Proviencialdata19; Santé Publique France; Berliner Morgenpost; OpenZH; Stockholm University; Leuven University. Data updated March 30, 19:00 GMT
© FT

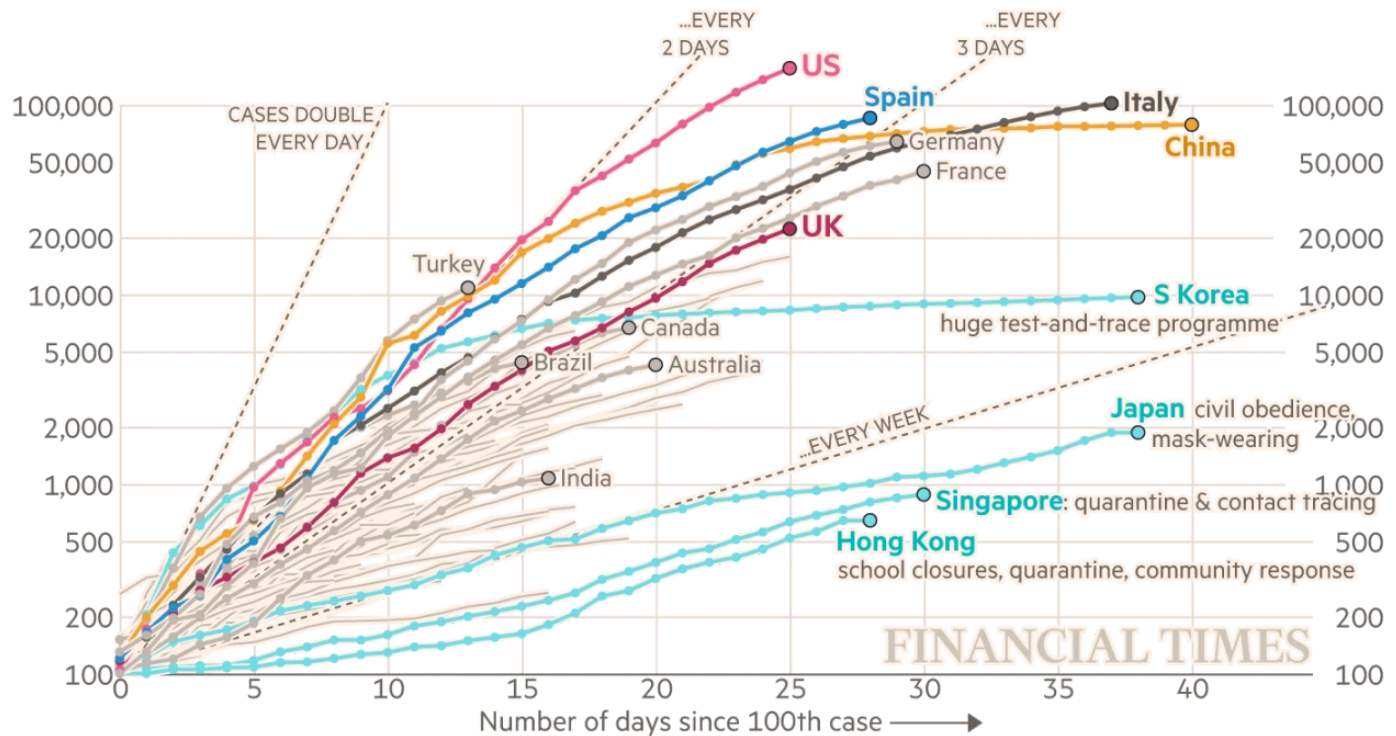
US states also show very different trajectories. Washington saw the first outbreak in the US, but its death toll has risen relatively slowly since then. New York's mortality curve is much steeper: the state has the highest death toll of any subnational region in the world at this stage of its outbreak.

In most western countries case numbers have been increasing by about 33 per cent a day, a sign that other countries may soon be facing the same challenge as Italy.

The Asian city-state of Singapore and the territory of Hong Kong are on a different trajectory in terms of the growth in case numbers. The rate of increase has so far been relatively contained through rapid and strict measures.

Country by country: how coronavirus case trajectories compare

Cumulative number of confirmed cases,
by number of days since 100th case



FT graphic: John Burn-Murdoch / @jburnmurdoch

Source: FT analysis of Johns Hopkins University, CSSE; Worldometers; FT research. Data updated March 30, 19:00 GMT

© FT

There have now been at least 100 confirmed cases recorded in 106 countries around the world.

Outbreaks are now underway in dozens of other countries, with some on the same trajectory as Italy

Cumulative number of confirmed cases, by number of days since 100th case

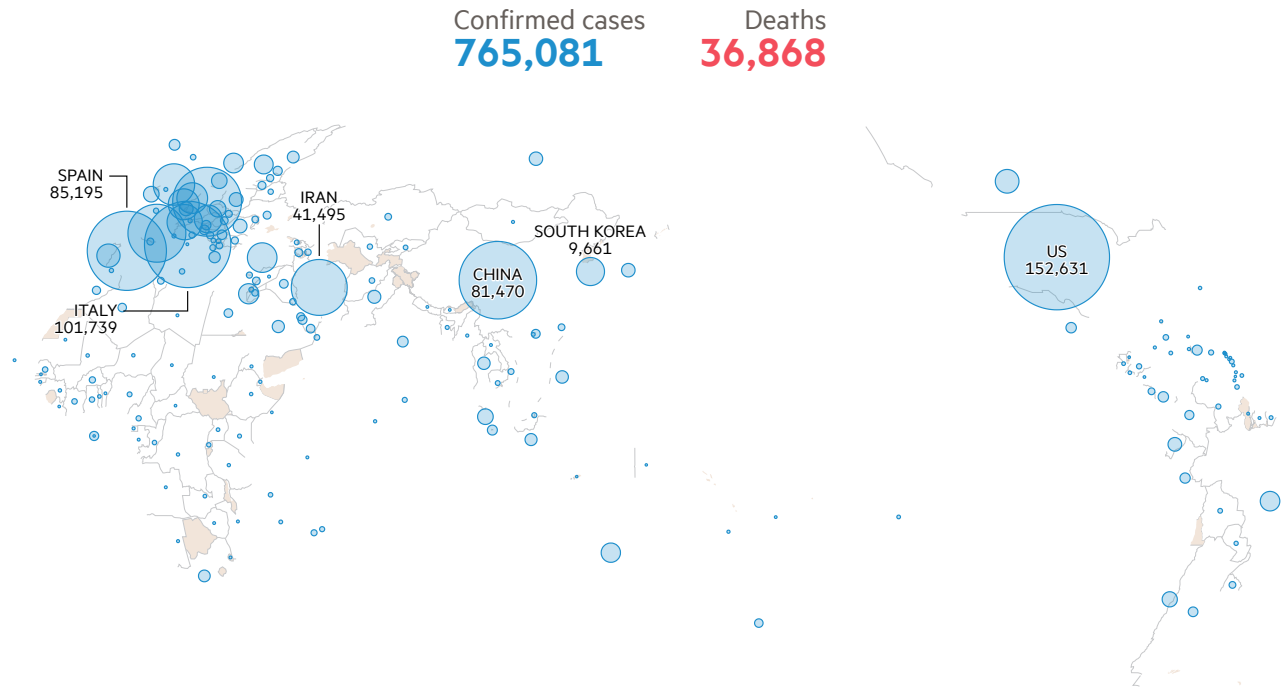


FT graphic: John Burn-Murdoch / @jburnmurdoch, inspired by Philippe Straforelli
 Source: FT analysis of Johns Hopkins University, CSSE; Worldometers; FT research. Data updated March 30, 19:00 GMT
 © FT

The FT is mapping the virus and its economic impact as it spreads. Check back for our up-to-date figures.

Mapping the coronavirus outbreak

As of 6:59pm Mar 30 GMT



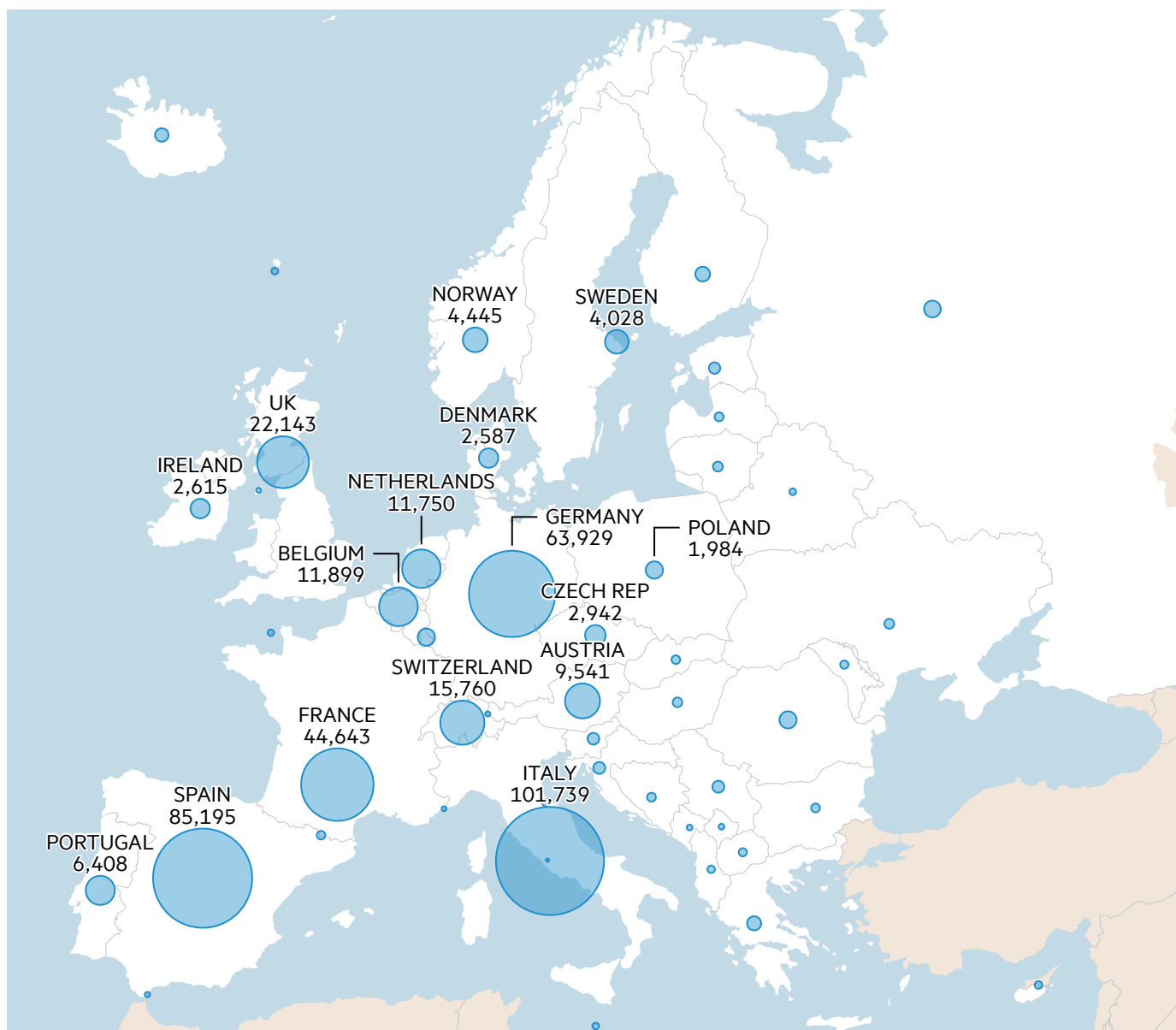
Source: Johns Hopkins University, CSSE; FT research
© FT

The data for this map comes from a [dashboard](#) maintained by the Johns Hopkins University Center for Systems Science Engineering, which has [combined data](#) from the World Health Organization, the US Centers for Disease Control and Prevention, the European Centre for Disease Prevention and Control, the Chinese Centers for Disease Control and Prevention. It also incorporates data from the Chinese medical community website DXY, which aggregates live situation reports from the Chinese National Health Commission and local CCDC.

Case numbers have now passed 100 in 35 European countries. The region now accounts for 75% of new daily cases.

Coronavirus situation in Europe

Total cases confirmed as of 6:59pm Mar 30 GMT

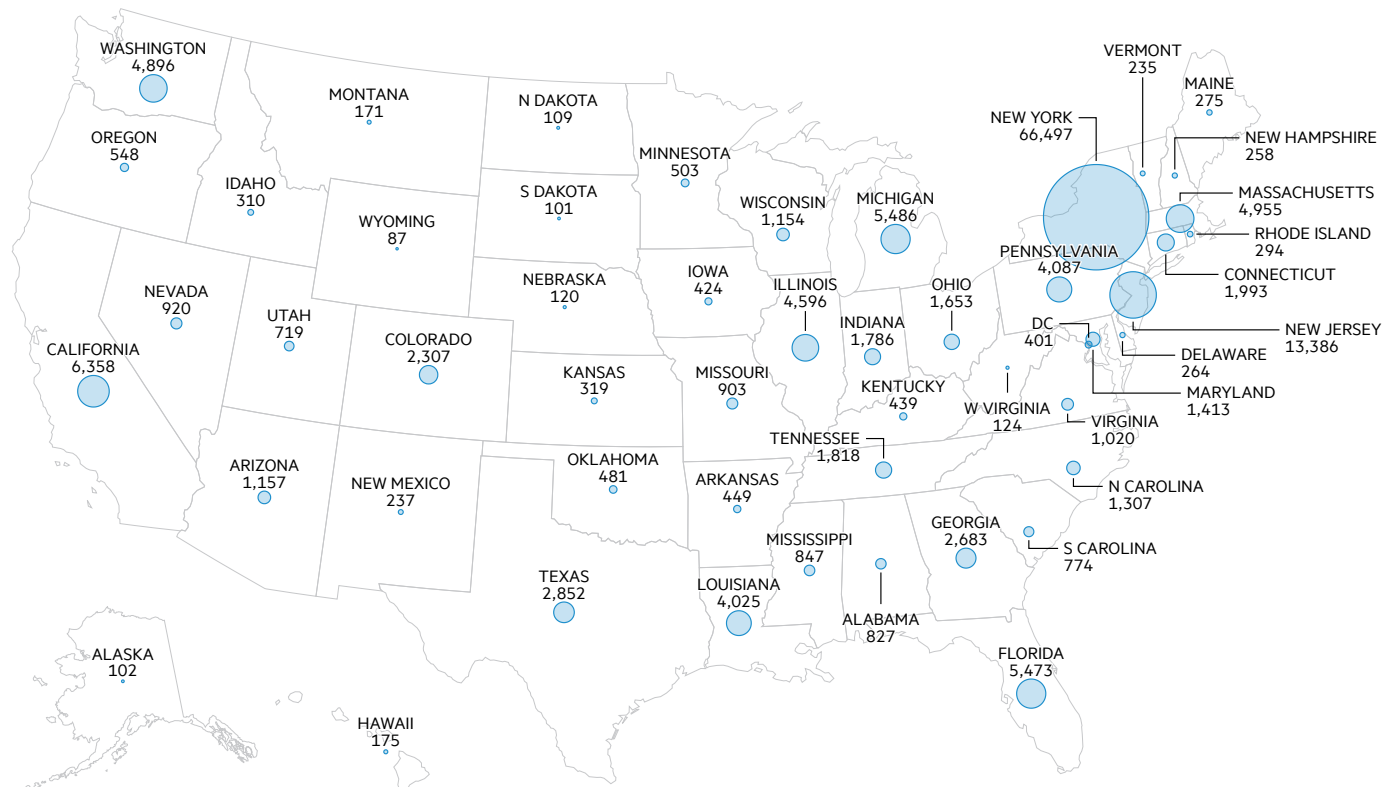


Source: Johns Hopkins University, CSSE; FT research
© FT

Coronavirus has now spread to all 50 states in the US. More than 60,000 cases have been confirmed in the country.

Coronavirus situation in the US

Total cases confirmed as of 6:59pm Mar 30 GMT



Source: Johns Hopkins University, CSSE; FT research
© FT

The Financial Times China Economic Activity Index

China's slowdown due to the coronavirus outbreak has been pronounced and consequential for the global economy. In order to track these changes, the Financial Times has constructed its own measure of the slowdown and nascent recovery in the Chinese economy.

Official data lags behind activity since it is mostly monthly, and China's data is sometimes viewed as open to political manipulation.

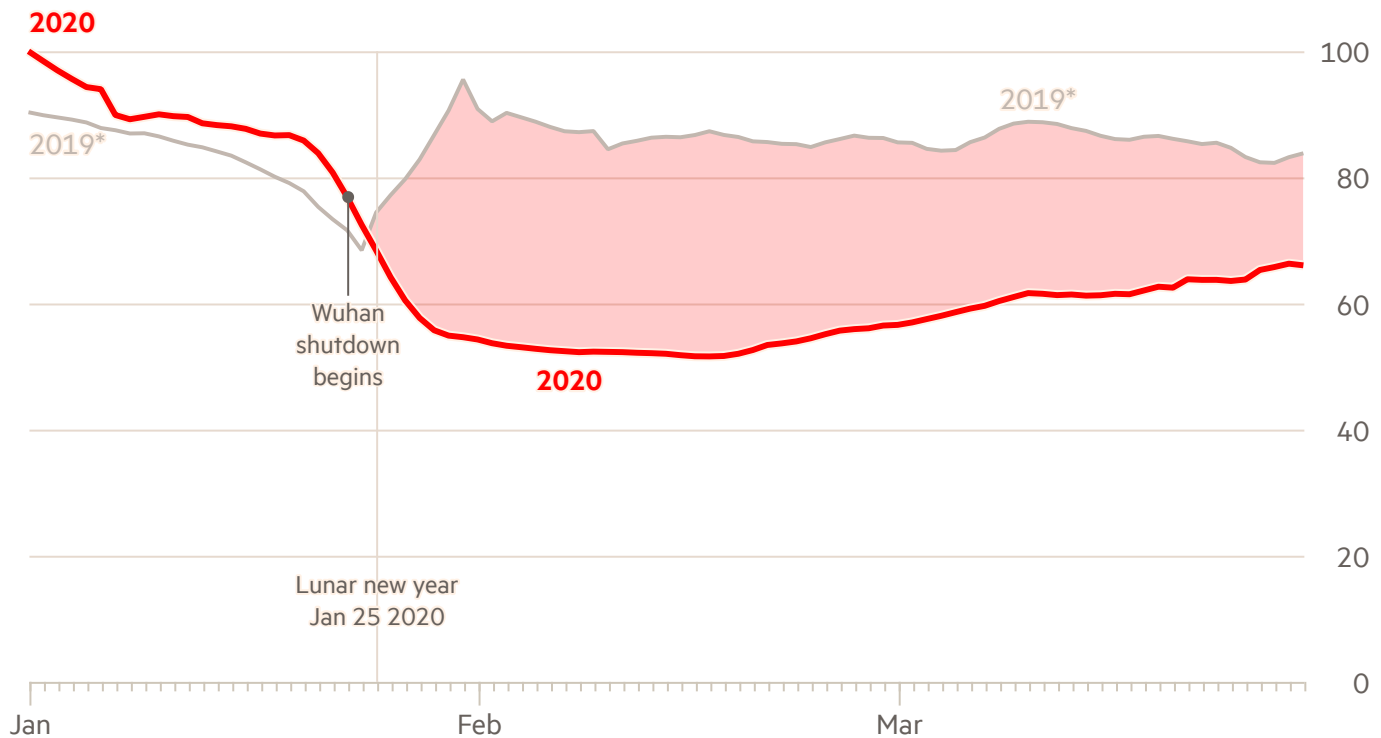
Using Wind's financial database, we have compiled a weighted index of six daily, industry-based data series.

The measures of the domestic economy include real estate floor space sales, traffic congestion within cities, and coal consumption in major power plants. Trade activity is represented by container freight.

Two other indices, which have been given a lesser weighting, provide social and environmental context: box office numbers from Chinese cinemas - a good proxy on consumer activity - and air pollution in the ten largest cities.

Covid 19's impact on the Chinese economy

FT China Economic Activity Index (Jan 1 2020 = 100), last updated Mar 29



*2019 values at same number of days before/after the lunar new year

Sources: WIND; EntGroup; FT research

Subindices (Jan 1 2020 = 100)



*2019 values at same number of days before/after the lunar new year

Sources: WIND; EntGroup; FT research

© FT

The FT has a dedicated [economic impact tracker page](#) where you can keep up to date with various metrics of economic activity.

Countries affected by coronavirus

Country	Confirmed cases	Deaths	Recovered
US	152,631	2,817	5,211

Country	Confirmed cases	Deaths	Recovered
Italy	101,739	11,591	14,620
Spain	85,195	7,340	16,780
China	81,470	3,304	75,700
Germany	63,929	560	9,211
France	44,550	3,024	7,927
Iran	41,495	2,757	13,911
UK	22,141	1,408	135
Switzerland	15,760	348	1,823
Belgium	11,899	513	1,527
Netherlands	11,750	864	250
Turkey	10,827	168	105
South Korea	9,661	158	5,228
Austria	9,541	108	636
Canada	6,671	67	1,014
Portugal	6,408	140	43
Israel	4,695	16	134
Norway	4,445	32	12
Brazil	4,371	141	120
Australia	4,245	18	244
Sweden	4,028	146	16
Czech Republic	2,942	23	25
Malaysia	2,626	37	479
Ireland	2,615	46	5
Denmark	2,577	77	1

Country	Confirmed cases	Deaths	Recovered
Chile	2,449	8	156
Luxembourg	1,988	22	40
Poland	1,984	26	7
Romania	1,952	50	209
Ecuador	1,924	58	3
Japan	1,866	54	424
Russia	1,836	9	66
Pakistan	1,690	21	76
Philippines	1,546	78	42
Thailand	1,524	9	229
Saudi Arabia	1,453	8	115
Indonesia	1,414	122	75
Finland	1,352	13	10
South Africa	1,326	3	31
Greece	1,212	43	52
Iceland	1,086	2	157
India	1,071	29	100
Mexico	993	20	35
Panama	989	24	4
Peru	950	18	16
Dominican Republic	901	42	4
Singapore	879	3	228
Argentina	820	22	228
Croatia	790	6	67

Country	Confirmed cases	Deaths	Recovered
Serbia	785	16	42
Slovenia	756	11	10
Estonia	715	3	20
Colombia	702	10	10
Qatar	693	1	51
Hong Kong	642	4	118
Iraq	630	46	152
United Arab Emirates	611	5	61
Egypt	609	40	132
New Zealand	589	1	63
Algeria	584	35	37
Morocco	534	33	14
Bahrain	515	4	279
Lithuania	491	7	1
Armenia	482	3	30
Ukraine	480	11	6
Hungary	447	15	34
Lebanon	446	11	35
Latvia	376		1
Bulgaria	359	8	17
Bosnia and Herzegovina	358	9	17
Slovakia	336		7
Andorra	334	6	6
Costa Rica	314	2	3

Country	Confirmed cases	Deaths	Recovered
Tunisia	312	8	2
Uruguay	310	1	
Taiwan	306	5	39
Kazakhstan	302	1	21
Moldova	298	2	15
North Macedonia	285	7	12
Azerbaijan	273	4	26
Jordan	268	5	26
Kuwait	266		72
Burkina Faso	246	12	31
San Marino	230	25	13
Cyprus	230	7	15
Reunion	224		1
Albania	223	11	44
Vietnam	203		55
Oman	179		29
Afghanistan	170	4	2
Cuba	170	4	4
Faroe Islands	168		70
Ivory Coast	165	1	4
Senegal	162		27
Malta	156		2
Ghana	152	5	2
Belarus	152		32

Country	Confirmed cases	Deaths	Recovered
Uzbekistan	149	2	7
Channel Islands	141	2	
Cameroon	139	6	5
Honduras	139	3	3
Venezuela	129	3	39
Mauritius	128	3	
Brunei	127	1	38
Sri Lanka	122	2	15
Palestinian Authorities	115	1	18
Nigeria	111	2	3
Cambodia	107		21
Guadeloupe	106	4	17
Georgia	100		18
Bolivia	97	4	
Kyrgyzstan	94		3
Martinique	93	1	
Montenegro	91	1	
Trinidad and Tobago	82	3	1
Mayotte	82		10
Dem Rep of Congo	81	8	2
Rwanda	70		
Gibraltar	69		34
Paraguay	64	3	1
Liechtenstein	62		

Country	Confirmed cases	Deaths	Recovered
Kenya	50	1	1
Aruba	50		1
Bangladesh	49	5	19
Monaco	49	1	1
Isle of Man	49		
French Guiana	43		6
Madagascar	39		
Macau	38		10
Guatemala	36	1	10
Jamaica	36	1	2
French Polynesia	35		
Zambia	35		
Barbados	33		
Uganda	33		
Togo	30	1	1
El Salvador	30		
Mali	25	2	
Ethiopia	23		4
Niger	22	3	
Bermuda	22		2
Guinea	22		
Congo	19		
Tanzania	19		1
Djibouti	18		

Country	Confirmed cases	Deaths	Recovered
Maldives	17		13
St Martin	15	1	2
Haiti	15		1
New Caledonia	15		
Bahamas	14		1
Myanmar	14		
Cayman Islands	12	1	
Equatorial Guinea	12		
Eritrea	12		
Mongolia	12		2
Curacao	11	1	2
Dominica	11		
Namibia	11		2
Greenland	10		2
Syria	9	1	
Grenada	9		
St Lucia	9		1
Eswatini	9		
Guyana	8	1	
Guinea-Bissau	8		
Laos	8		
Libya	8		
Mozambique	8		
Seychelles	8		

Country	Confirmed cases	Deaths	Recovered
Suriname	8		
Angola	7	2	
Gabon	7	1	
Zimbabwe	7	1	
Antigua and Barbuda	7		
Saint Kitts and Nevis	7		
Sudan	6	2	
Cabo Verde	6	1	
Benin	6		
Vatican City	6		
St Barthelemy	6		1
Sint Maarten	6		
Nepal	5		1
Chad	5		
Fiji	5		
Mauritania	5		2
Montserrat	5		
Turks and Caicos	5		
The Gambia	4	1	
Nicaragua	4	1	
Bhutan	4		
Belize	3		
Central African Republic	3		
Liberia	3		

Country	Confirmed cases	Deaths	Recovered
Somalia		3	
MS Zaandam		2	
Anguilla		2	
British Virgin Islands		2	
Papua New Guinea		1	
St Vincent and the Grenadines		1	1
Timor-Leste		1	
Diamond Princess	712	10	

[Copyright](#) The Financial Times Limited 2020. All rights reserved.